

Introducing

SOLAR

TRUE DEEP-CYCLE AGM



90+ Years of True Deep-Cycle Experience and Expertise



Designed for Best Value in Solar + Storage Applications



DEEP-CYCLE SOLAR

Daily use in off-grid or poor-grid applications

- Remote micro-grids
- Solar street signs/lights
- Off-grid cabins/tiny house
- Oil & gas
- Solar home systems
- Residential & commercial backup
- Telecom



RUGGED CONSTRUCTION

Proven Trojan engineering excellence

- Ruggedized polypropylene case
- Optimized paste formulation for deep-cycle operation
- Reinforced cell compression
- Flame arrestors
- Manufacturing excellence
- Abuse tolerant and safe



MAINTENANCE-FREE

Ultimate in long-life maintenance-free

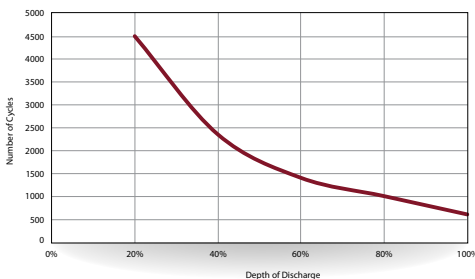
- Premium absorbed glass mat separator
- Horizontal and vertical installations
- Top-facing or front-facing terminals for ease of installation

MODEL NAME	CAPACITY ^A Amp-Hours (Ah)					ENERGY (kWh) 20-Hr Rate	TERMINAL Type	DIMENSIONS ^B INCHES (mm)			WEIGHT lbs. (kg) ^D	Handles	Installation Orientation
	RATE							Length	Width	Height ^C			
	10-Hr	20-Hr	48-Hr	72-Hr	100-Hr								
12 VOLT DEEP-CYCLE AGM BATTERIES													
SAGM 12 135	131	135	136	137	137	1.62	M8/ LT Adapter	12.96 (329)	7.06 (179)	10.96 (278)	81 (37)	Embedded	Horizontal and Vertical
SAGM 12 205	174	205	210	213	216	2.46	M8/ LT Adapter	14.97 (380)	6.94 (176)	14.07 (357)	125 (57)	Braided Rope	Horizontal and Vertical
8 VOLT DEEP-CYCLE AGM BATTERIES													
SAGM 08 165	145	165	168	171	174	1.32	M8/ LT Adapter	10.30 (262)	7.06 (179)	10.73 (273)	70 (32)	Embedded	Horizontal and Vertical
6 VOLT DEEP-CYCLE AGM BATTERIES													
SAGM 06 220	190	220	228	231	235	1.33	M8/ LT Adapter	10.30 (262)	7.06 (179)	10.73 (273)	68 (31)	Embedded	Horizontal and Vertical
SAGM 06 315	278	315	326	331	335	1.89	M8/ LT Adapter	11.66 (296)	6.94 (176)	13.99 (355)	95 (43)	Braided Rope	Horizontal and Vertical
SAGM 06 375	329	375	389	394	400	2.25	M8/ LT Adapter	11.66 (296)	6.94 (176)	16.31 (414)	115 (52)	Braided Rope	Horizontal and Vertical

A. The amount of amp-hours (Ah) a battery can deliver when discharged at a constant rate of 86°F (30°C) for all rates and maintain a voltage above 1.75 V/cell. Capacities are based on peak performance.
 B. Dimensions may vary depending on type of handle or terminal. Batteries should be mounted with 0.5 inches (12.7 mm) spacing minimum.
 C. Height taken from bottom of the battery to the highest point on the battery. Heights may vary depending on type of terminal.
 D. Weight may vary.

Trojan's battery testing procedures adhere to both BCI and IEC test standards.

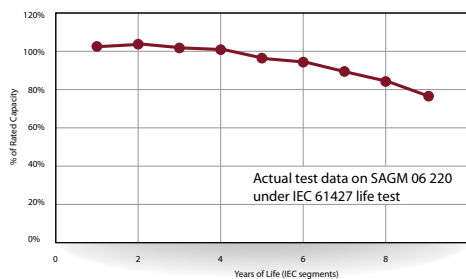
Trojan Solar Cycle Life vs. Depth of Discharge



Long Life in Solar Applications


- High cycle life
- Partial SOC operation
- Deep discharge capability

Sustained Capacity over IEC Life Test



Sustained Capacity

- Maintains high capacity throughout life, unlike typical VRLA batteries
- Ensures reliability and functionality for life



Most Usable Energy

- Highest Ah and kWh throughput
- Lowest cost of energy over lifetime
- Best overall battery value



800.423.6569 / +1.562.236.3000 / trojanbattery.com

© 2017 Trojan Battery Company, LLC. All rights reserved. Trojan Battery Company is not liable for damages that may result from any information provided in or omitted from this publication, under any circumstances. Trojan Battery Company reserves the right to make adjustments to this publication at any time, without notice or obligation. Please check the Trojan Battery website (www.trojanbattery.com) for the most up-to-date information.

COMPLIES WITH
BCIS-21 (DOT/IATA)
 - NOT RESTRICTED FOR
 SURFACE TRANSPORT
 - CLASSIFIED AS NON-
 HAZARDOUS MATERIAL
 PER DOT 49 CFR 173.159

