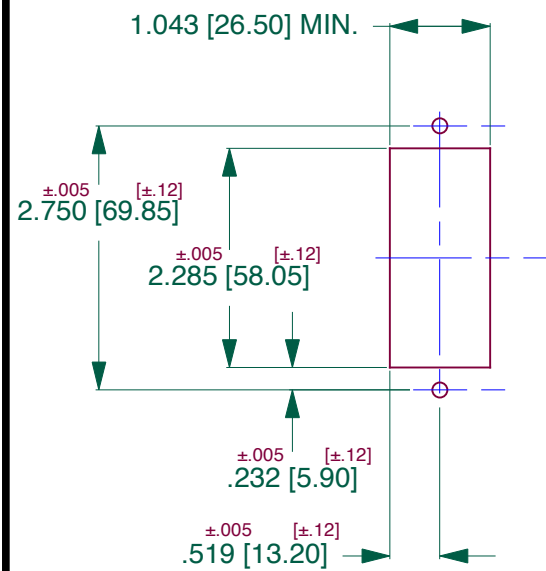
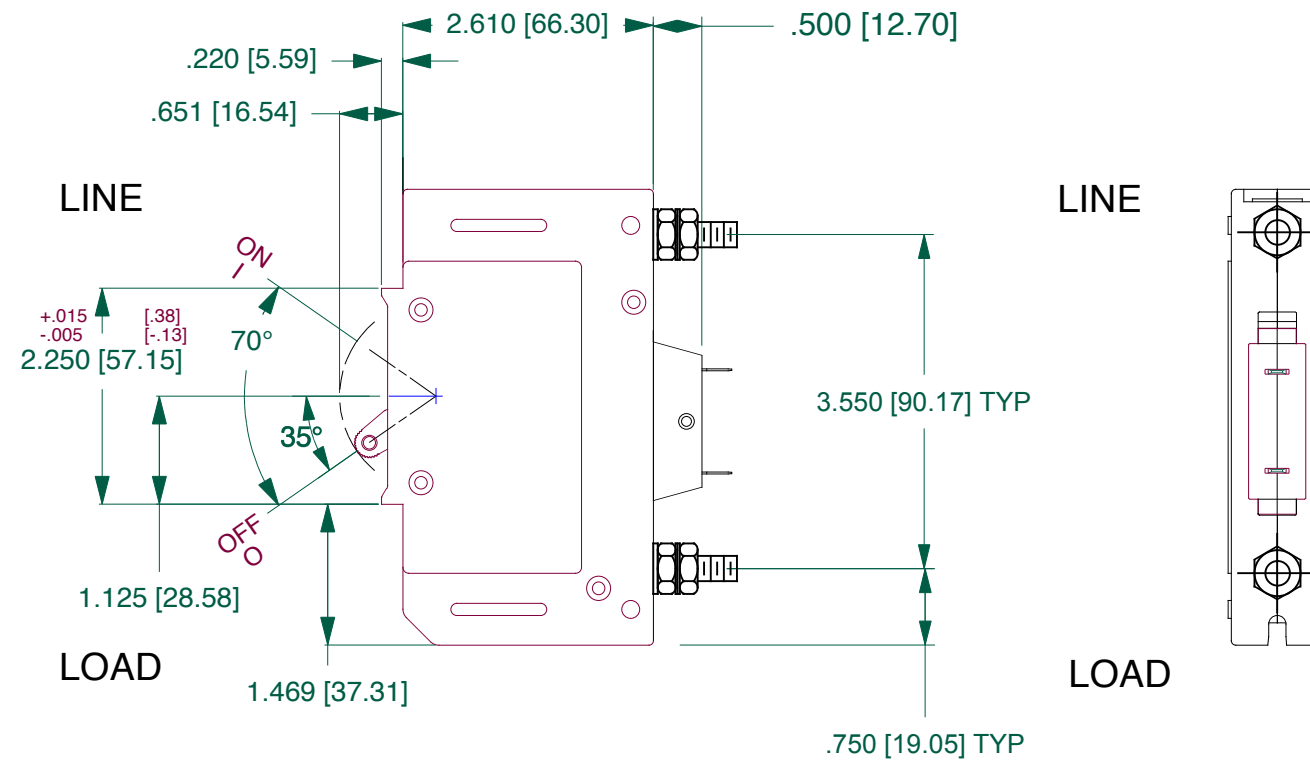
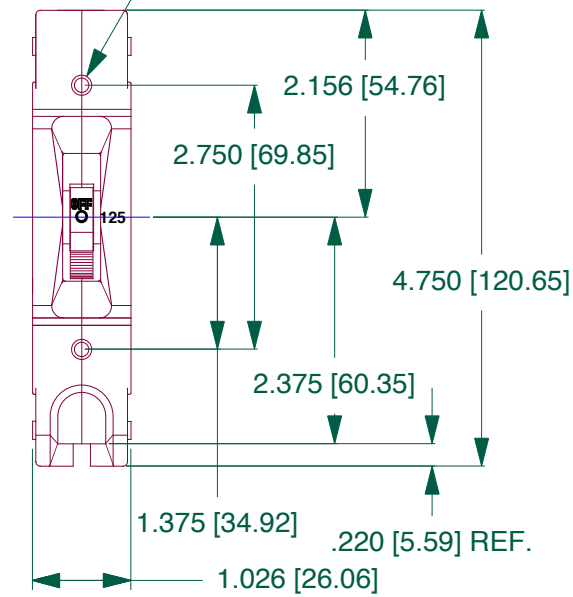


MOUNTING INSERTS:

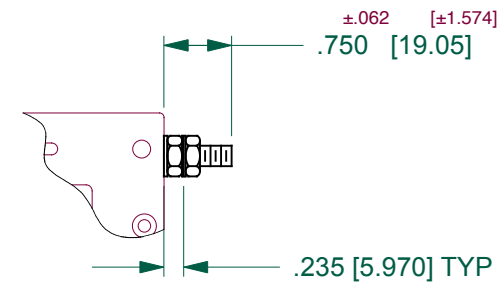
6-32 THREAD x .220 [5.59] MIN. DEEP (4PLCS)



PANEL CUTOUT DETAIL

LABEL INFORMATION:

FL. AMPS 125
 MAX VOLTS 150
 DELAY 14 (MEDIUM)
 HERTZ DC
 CIRCUIT: K0 (DUAL COIL)
 TRIP AMPS 156
 VCOIL 24VDC MIN TRIP 19 VDC



1/4-20 STUD TERMINALS

CONTROL SYMBOLS	
△	CRITICAL
□	MAJOR

TOOL NO.	REV
REFERENCE NO.	
SHEET	OF

DRAWING NO. EA1-X0-17-708-22A-ZB	REV 01
--	-----------

REVISIONS		
REV	DESCRIPTION	DATE

MATERIAL
 FINISH

DRAWING INTERPRETATIONS	
PROJECTIONS	DIMENSIONS
	INCHES MILLIMETERS

UNSPECIFIED TOLERANCES
 DECIMALS ±.005 (±.127 mm); ANGULAR ±1°

DRAWN BY: MM 2-18-10	CHECKED BY: ME 2-18-10	SCALE
APPROVED BY: ECKELS	DATE APPROVED: 2-18-10	

DO NOT SCALE DRAWING
 TITLE
E- SERIES CIRCUIT BREAKER

CARLINGSWITCH, INC.
 CIRCUIT BREAKER DIVISION
 PLAINVILLE, CT

SIZE B	DRAWING NO. EA1-X0-17-708-22A-ZB	REV 01
------------------	--	-----------