

REVISIONS		
REV	DESCRIPTION	DATE

MATERIAL

FINISH

DRAWING INTERPRETATIONS	
PROJECTIONS 	DIMENSIONS INCHES MILLIMETERS

UNSPECIFIED TOLERANCES  
DECIMALS ±.020 (±.510 mm); ANGULAR ±1°

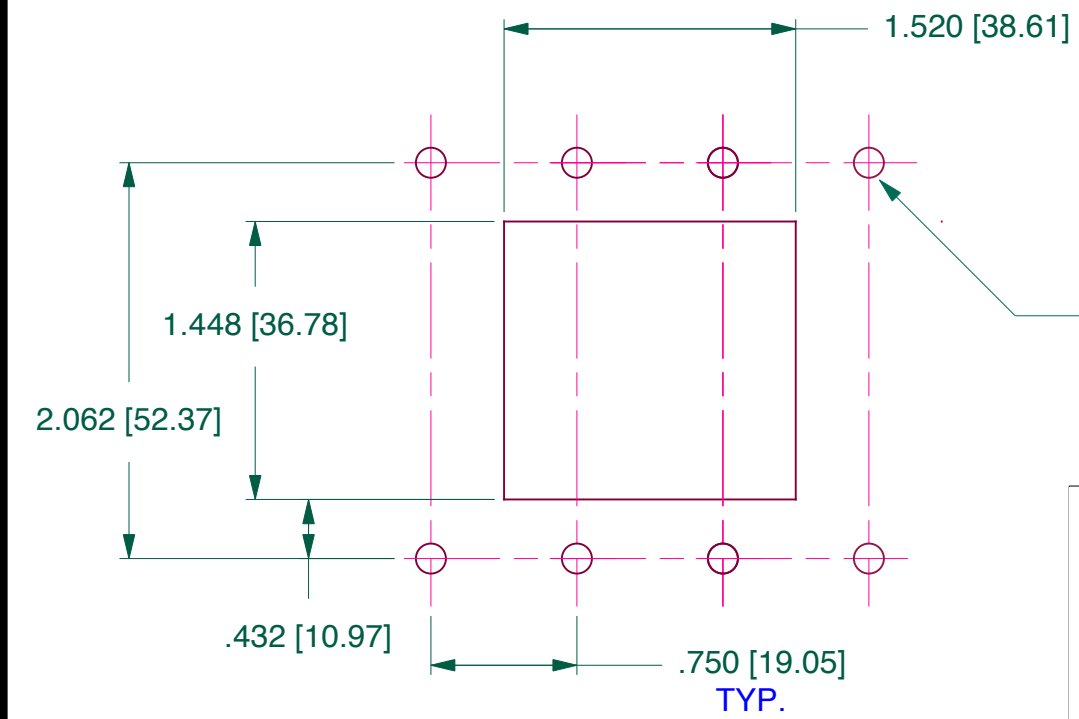
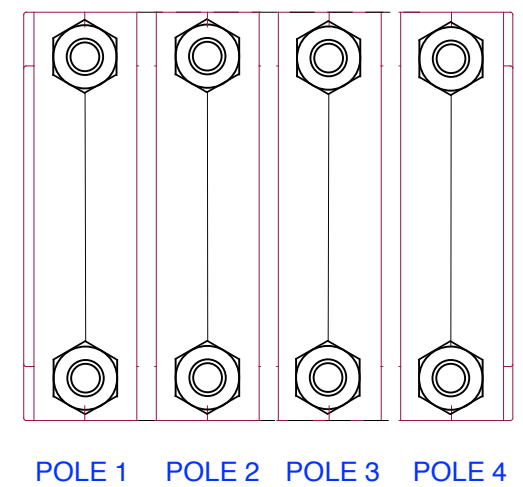
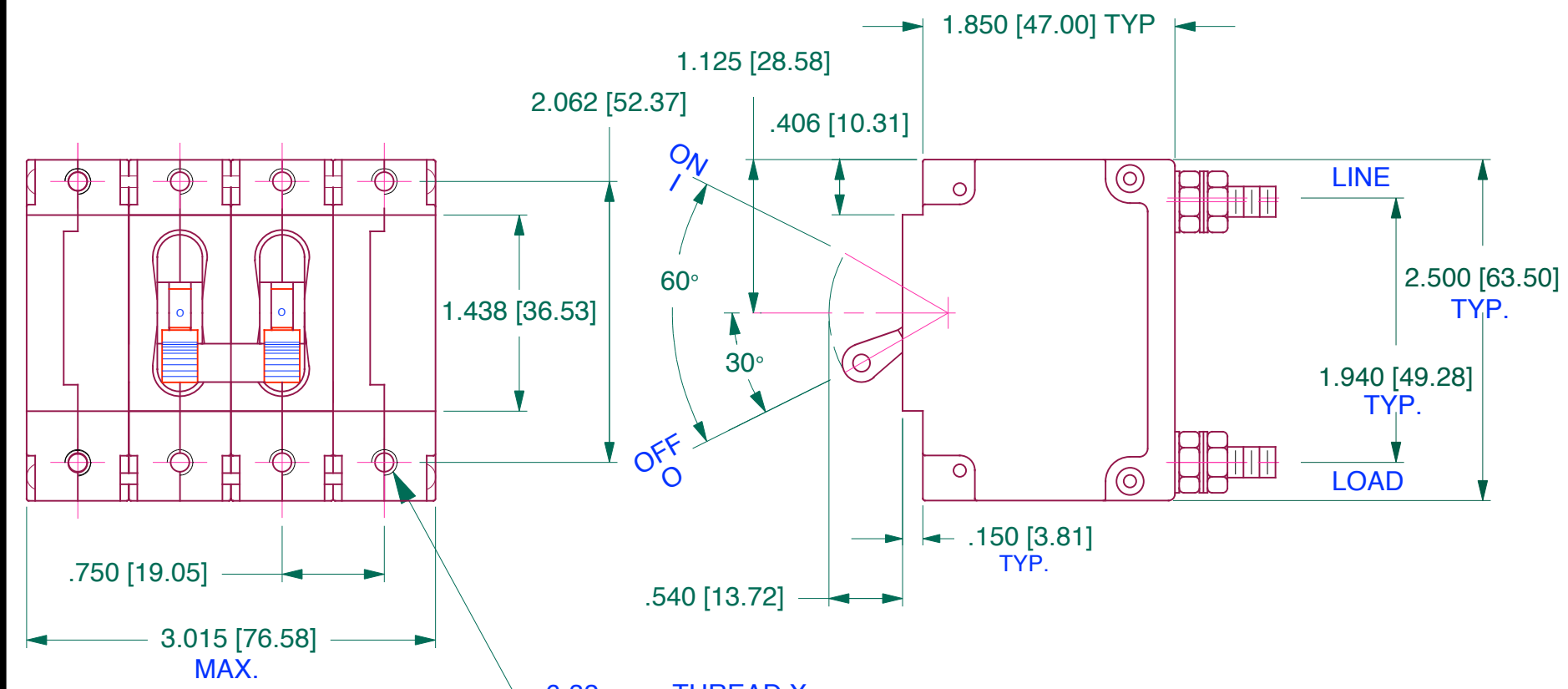
DRAWN BY: <b>MM</b> <b>8-23-12</b>	CHECKED BY:	SCALE <b>NONE</b>
APPROVED BY:	DATE APPROVED	

**DO NOT SCALE DRAWING**

TITLE  
**"C SERIES"  
CIRCUIT BREAKER**



SIZE <b>B</b>	DRAWING NO. <b>CB4-X0-20-330-341-L</b>	REV <b>01</b>
------------------	---	------------------

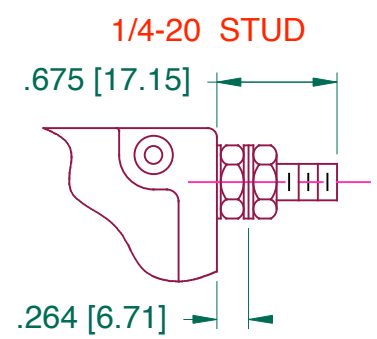


.156 DIA [3.96]  
2 PLC'S. TYP.  
PER POLE

**LABEL INFORMATION:**

P	C	GPA	V	HZ	TD
1	B0	100	150	DC	16
2	B0	1.0	150	DC	16
3	B0	100	150	DC	16
4	C0	*	12	DC	10
*TRIP VOLTS:10					

**TERMINAL DETAIL**



**PANEL CUTOUT DETAIL**  
TOLERANCES ±.005 [.12]

CONTROL SYMBOLS	
	<b>CRITICAL</b>
	<b>MAJOR</b>

TOOL NO.	REV
REFERENCE NO.	
SHEET	OF