



BB1275

75 Amp Hour • 12 Volt • LiFePO₄ Battery



Features

- Maintenance Free
- 100% Depth of Discharge
- 10-Year Warranty
- Heated Options Available

Li-Ion vs. Lead Acid Batteries

- 1/5 of the Weight
- 5x Faster Charging
- > 10x Longer Lifespan
- 2x - 3x More Power



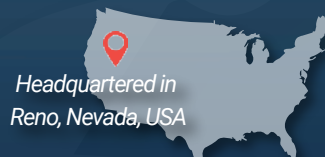
Conforms to UL STD 62133-2
Certified to CSA STD C22.2# 62133-2

Specifications

- 75 Amp Hour, 12 Volt Battery
- LiFePO₄ Chemistry
- 3,000 to 5,000 Cycles
- Dimensions (L x W x H):
10.49" x 7.11" x 8.93"
- 27 lbs.
- Operating Temp Range:
-4°F (-20°C) to 135°F (57.2°C)
(Batteries should not be submerged)
- Water Resistant and Sealed
- Built in BMS
(Battery Management System)

Charging Parameters

- Absorption Voltage: 14.2V to 14.6V
- Float Voltage: 13.4V to 13.8V
- Equalization Voltage: 14.4V (if Applicable)
- Absorption Time: 20 to 30 minutes per
75Ah battery bank
- No Temperature Compensation



Built-In BMS

Our BMS keeps you and your battery safe and ensures your battery will last for years.

- 100 Amps Continuous
- 200 Amps Surge for 30 Seconds
- 1/2 Second Surge for Larger Loads
- High/Low Voltage Protection
- Short Circuit Protection
- High/Low Temperature Protection
- Cold Charging Protection
- Automatic Cell Balancing
at Top of Charge

• Please Note: This built-in protection will reset after five seconds in most fault conditions. Disconnecting the battery from loads will also reset the BMS

Questions? Call 855.292.2831 or email us at info@battlebornbatteries.com

BB1275 FAQ'S

Can LiFePO₄ batteries be mounted in any position?

You can mount our batteries in any position. Our batteries use a non-liquid based chemistry and do not emit any fumes or gases. When mounting, make sure to properly secure and protect your terminals.

How can I check my batteries voltage?

If you do not have a battery monitor, you can purchase a multimeter to monitor the voltage of your batteries. Please reference the voltage vs. capacity table on the right.

How do I properly store my LiFePO₄ batteries?

We recommend bringing the Battle Born Batteries to a 100% state of charge. Then disconnect the battery from any loads by removing the negative cable from one battery. On average, the batteries lose approximately 2-3% capacity per month. This is subject to increase if placed in extreme environmental conditions while in storage.

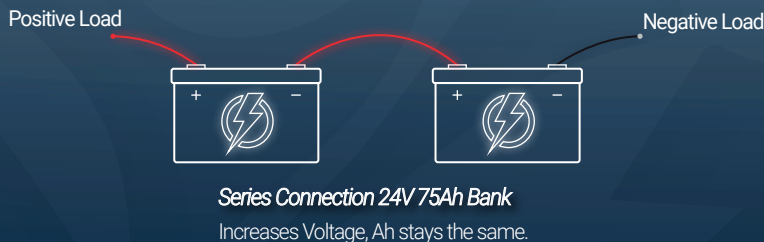
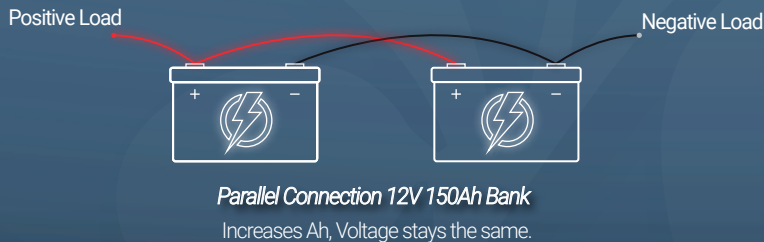
What is the maximum amperage I can charge my batteries?

Our batteries allow a charge of 75 amps per 150-amp hour battery bank. For more than one battery, you can simply take the entire amp hours of the bank and cut it in half (e.g. a total of 150-amp hours can be charged at 75).

Is it necessary to charge my batteries out of the box?

Yes, if you are connecting your batteries in series you will need to charge your batteries out of the box. If you are connecting in parallel then you do not need to. See the diagram below.

GET OUT THERE. STAY OUT THERE.



Voltage vs. Capacity

for a single battery

Voltage Level	Remaining Capacity
14.4V	100%
13.6V	100%
13.4V	99%
13.3V	90%
13.2V	70%
13.1V	40%
13.0V	30%
12.9V	20%
12.8V	17%
12.5V	14%
12.0V	9%
10.0V	0%

Quick Installation Tips:

- Torque specifications - 9 to 11 ft-lb.
DO NOT finger tighten
- Our batteries do not require ventilation since they do not emit fumes or gases, so you can put them in enclosed areas.
- Our batteries can be mounted in any orientation that is suitable for you.
- DO NOT reverse the polarity of the battery and the device connected.
- The batteries come equipped with a 3/8" hole on the terminal to fit either a 3/8" or a 5/16" bolt.

Please see the manual for additional installation instructions.



Warranty

Every Battle Born Battery is backed by an industry-leading 10-year warranty.

Warranty is non-transferable.

Visit battlebornbatteries.com for additional information.

Questions? Call 855.292.2831 or email us at info@battlebornbatteries.com