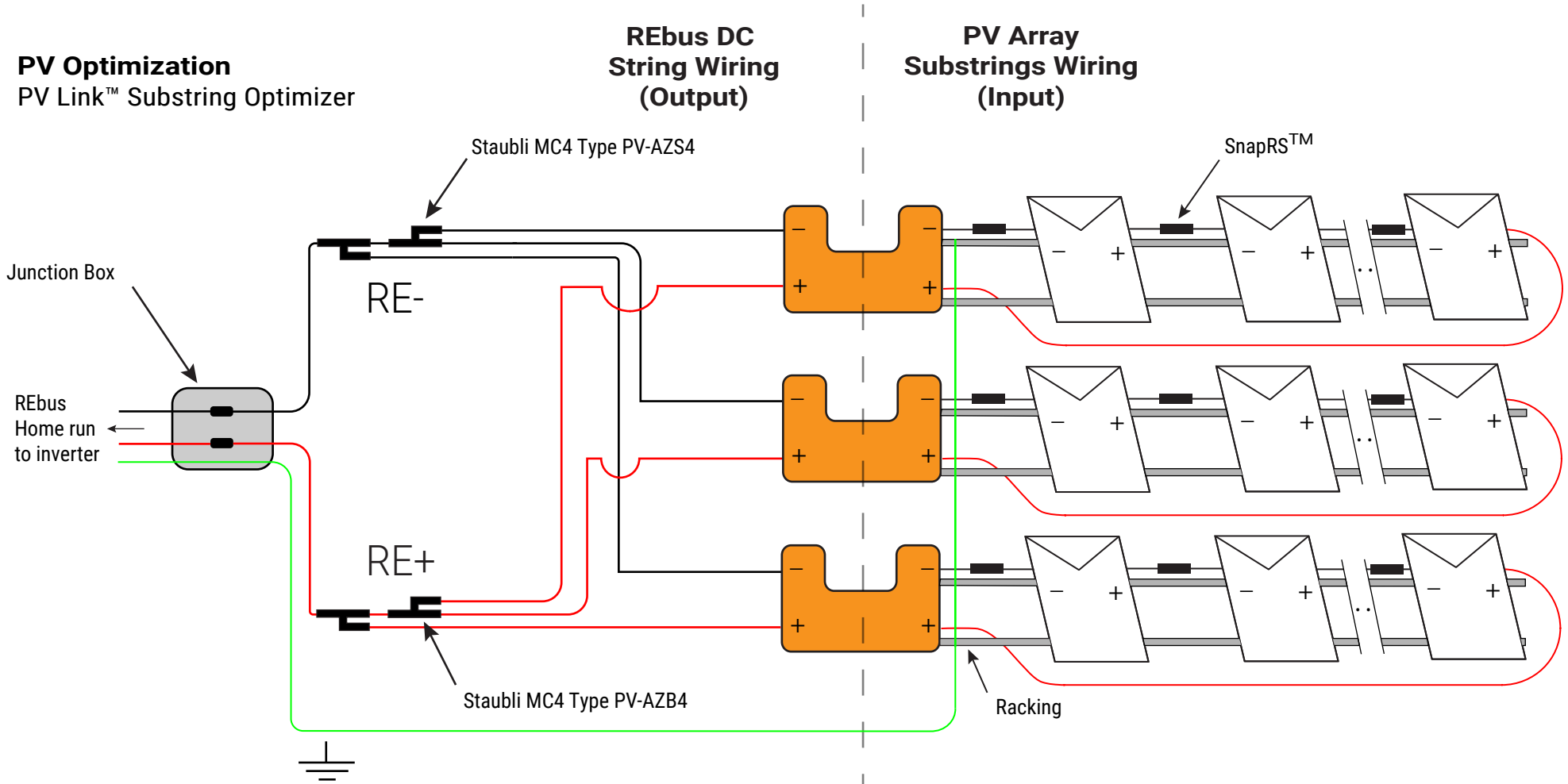


PV Optimization
PV Link™ Substring Optimizer



FOR REFERENCE ONLY; NOT FOR CONSTRUCTION.
Installer responsible for code compliance.

The number of SnapRS devices, N, is equal to the number of PV modules per substring.

Reference Code: 3D1000-01

This three line diagram shows three PV Links combined to create one set of REbus wiring to connect to one REbus DC input in the PWRcell Inverter. Up to 3 PV Links can be combined in parallel on a REbus DC circuit. The PV Link PV substrings are configured in the typical series substring design. The Inverter has 4 REbus DC inputs for PV and/or PWRcell Energy Storage.

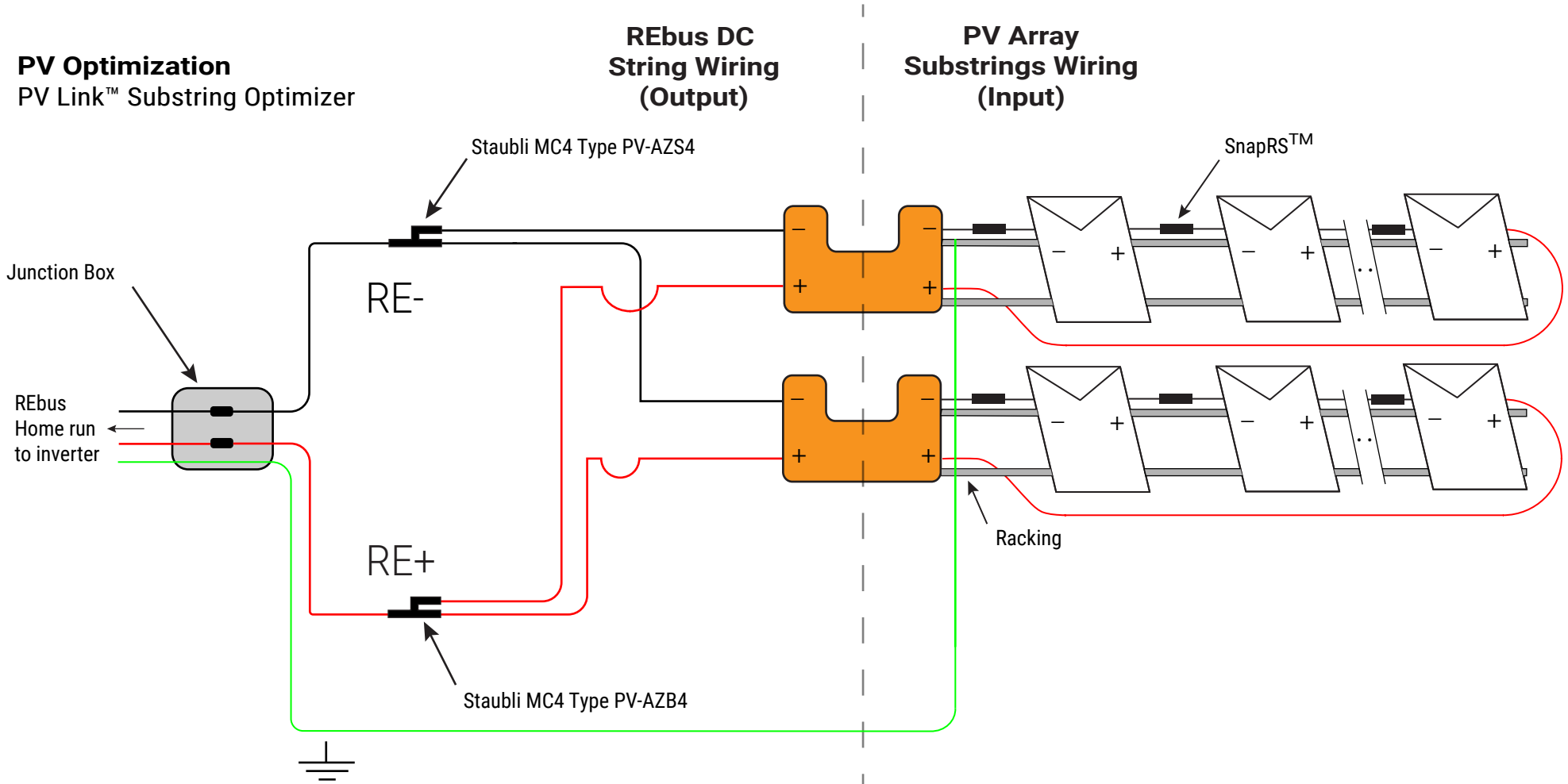
PV Link Parallel Outputs / Series Substrings

- 3 PV Links
- N SnapRS™
- N PV Modules
- 2 MC4-Y PV-AZS4
- 2 MC4-Y PV-AZB4

Grounding
-Properly bond Generac PV Link and PV array to inverter's equipment grounding terminal.
-Consult Generac PV Link installation manual for more info about grounding specifications for non-metallic or ungrounded structures



PV Optimization
PV Link™ Substring Optimizer



FOR REFERENCE ONLY; NOT FOR CONSTRUCTION.
Installer responsible for code compliance.

The number of SnapRS devices, N, is equal to the number of PV modules per substring.

Reference Code: 3D3000-01

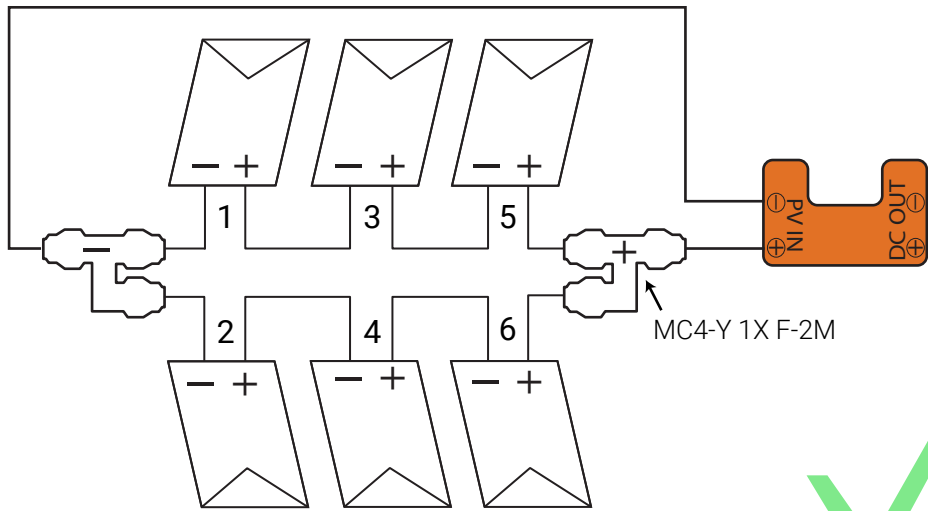
This three line diagram shows two PV Links combined to create one set of REbus wiring to connect to one REbus DC input in the PWRcell Inverter. Up to 3 PV Links can be combined in parallel on a REbus DC circuit. The PV Link PV substrings are configured in the typical series substring design. The Inverter has 4 REbus DC inputs for PV and/or PWRcell Energy Storage.

PV Link Parallel Outputs / Series Substrings

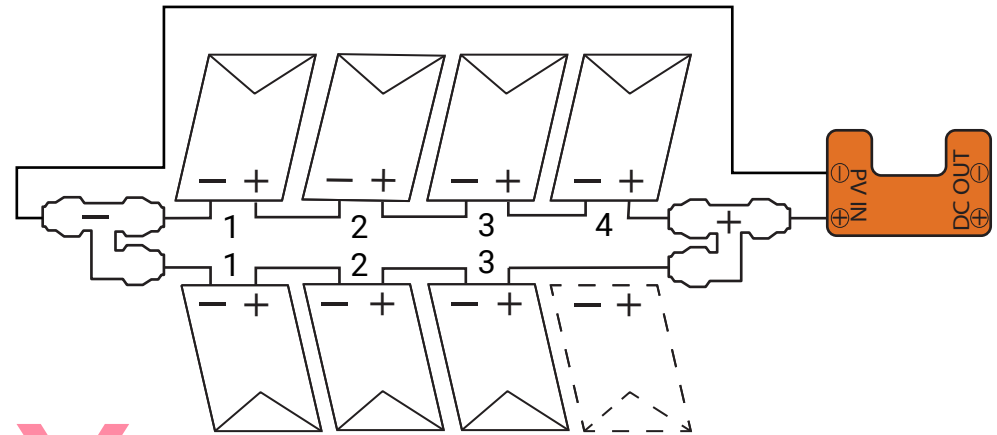
- 2 PV Links
- N SnapRS™
- N PV Modules
- 1 MC4 PV-AZS4
- 1 MC4 PV-AZB4

Grounding
-Properly bond Generac PV Link and PV array to inverter's equipment grounding terminal.
-Consult Generac PV Link installation manual for more info about grounding specifications for non-metallic or ungrounded structures

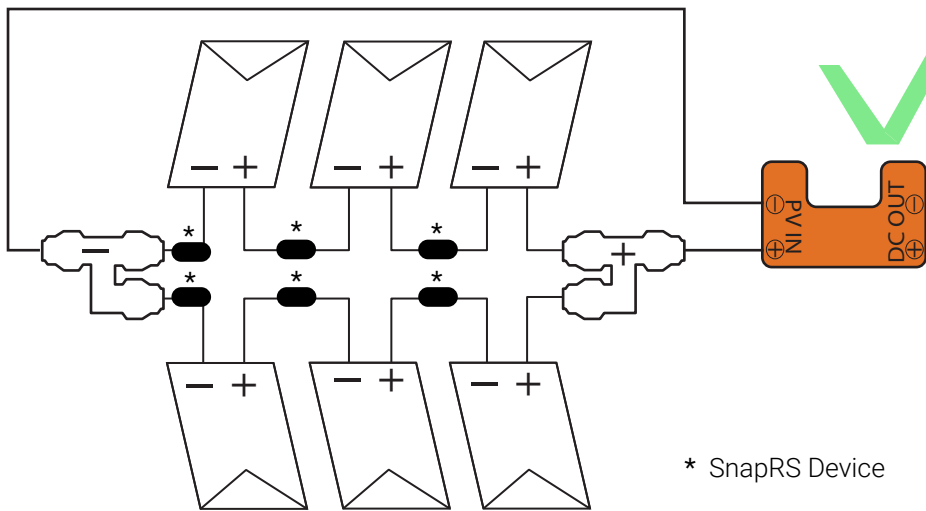




For 2014 NEC Rapid Shutdown

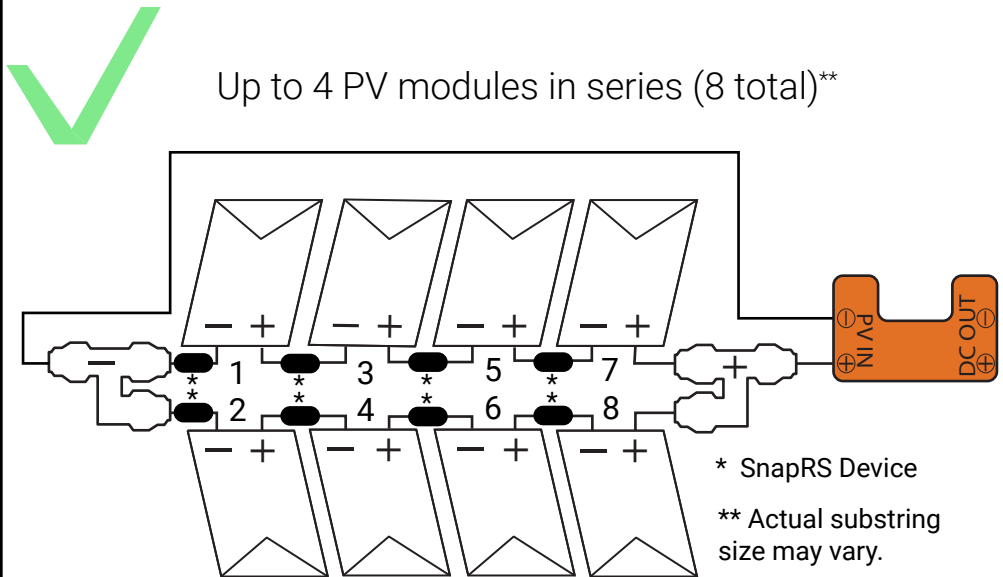


Parallel substrings must have same number of PV modules



For 2017+ NEC Rapid Shutdown

* SnapRS Device



Up to 4 PV modules in series (8 total)**

* SnapRS Device
** Actual substring size may vary.

Reference Code: HVPV-03

This drawing shows the design layout and guidelines for the Parallel PV Substring topology for Generac PV Link. This design is for PV applications using 96 cell PV modules.

Parallel Substrings / PV Substring Design

- 1 PV Link per substring

- 1 SnapRS per PV module

FOR REFERENCE ONLY; NOT FOR CONSTRUCTION.
Installer responsible for proper string sizing.

