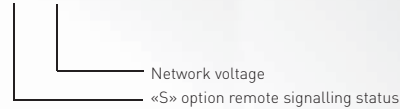


Type 2 PV Surge Protector DS50PV/51 series



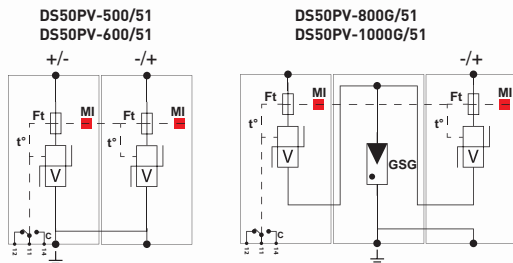
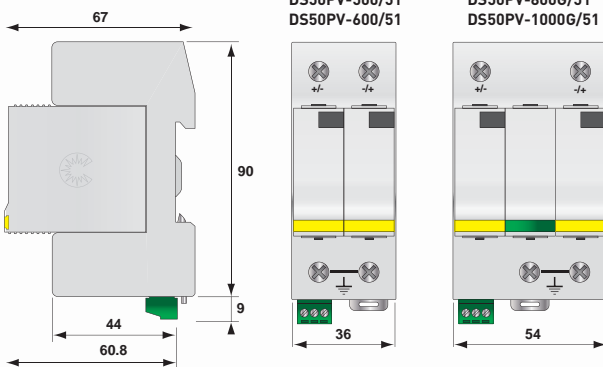
- Type 2 Surge Protector for Photovoltaic
- In : 15 kA
- I_{max} : 40 kA
- Pluggable module
- Remote Signaling (option)
- UTE C61-740-51 compliant

DS50PVS-xxxG/51



Dimensions - Electrical diagram

(in mm)



GSG: Gas-filled spark gap
V : High energy MOV
Ft : Thermal fuse
t° : Thermal disconnection mechanism
C : Contact for remote signal

Characteristics

CITEL part number	DS50PV-500/51	DS50PV-600/51	DS50PV-800G/51	DS50PV-1000G/51
Maximum PV voltage	Uocstc 500 Vdc	600 Vdc	800 Vdc	1000 Vdc
Protection mode *	MC	MC	MC/MD	MC/MD
Max. operating voltage	Ucpv 600 Vdc	720 Vdc	960 Vdc	1200 Vdc
Current withstand short-circuit	Iscwcpv >1000 A	>1000 A	>1000 A	>1000 A
Operating current to the voltage Ucpv	Icpv < 0.1 mA	< 0.1 mA	< 0.1 mA	< 0.1 mA
Leakage current to the voltage Ucpv	Ipe < 0.1 mA	< 0.1 mA	none	none
Nominal discharge current 15 x 8/20 μs impulses	In 15 kA	15 kA	15 kA	15 kA
Max. discharge current max. withstand 8/20 μs	I _{max} 40 kA	40 kA	40 kA	40 kA
Protection level CM/DM	Up 2.2 kV	2.8 kV	2 / 3.6 kV	2.2 / 4.4 kV

Disconnecter

Thermal disconnecter internal

Mechanical characteristics

Dimensions	see diagram
Connection	by screw terminal : 2,5-25 mm ²
End of life mode	disconnection of the SPD from PV line
Disconnection indicator	by mechanical indicator
Remote signaling of disconnection	Option DS50PVS-xxx/51 - output on changeover contac
Mounting	symmetrical rail 35 mm
Operating temperature	-40/+85 °C
Protection class	IP20
Housing material	Thermoplastic UL94-V0

Standards compliance

EN50539-11	DC SPD for PV - Class II test
Guide UTE C61-740-51	DC SPD for PV - Class II test

Part number

DS50PV-500/51	480121
DS50PV-600/51	480421
DS50PV-800G/51	480281
DS50PV-1000G/51	480381

*) MC = Common mode (+/PE or -/PE) - MD = Differential mode (+/-)

