

PRODUCT SPECIFICATION GUIDE

A Comprehensive Battery Selection Guide



AW EV FM MR RE TR OG

 **Trojan**[®]
BATTERY COMPANY
Clean energy for life™
















Made in USA

The battery specifications below provide details on battery type, capacity, energy rate, terminal type, dimensions and weight to ensure selection of the proper battery model.

For more information on choosing the proper battery for your system type, please visit www.trojanbattery.com/tech-support/battery-maintenance/

BCI GROUP SIZE	TYPE	CAPACITY ^A Minutes			CAPACITY ^B Amp-Hours (AH)				ENERGY (kWh)	VOLTAGE	TERMINAL Type ^G	DIMENSIONS ^E Inches (mm)			WEIGHT lbs. (kg)	HydroLink™ or Single-Point Watering Kit ^H
		@25 Amps	@56 Amps	@75 Amps	5-Hr Rate	10-Hr Rate	20-Hr Rate	100-Hr Rate				100-Hr Rate	Length	Width		
6 VOLT DEEP-CYCLE FLOODED BATTERIES WITH T2 TECHNOLOGY™																
GC2	T-60S	383	—	105	175	193	210	232	1.39	6 VOLT	1, 2, 3, 4	10.30 (262)	7.13 (181)	11.15 (283)	58 (26)	HydroLink
GC2	T-10S	447	—	115	185	207	225	250	1.50	6 VOLT	1, 2, 3, 4	10.30 (262)	7.13 (181)	11.15 (283)	62 (28)	HydroLink
GC2	T-10S Plus	447	—	115	185	207	225	250	1.50	6 VOLT	1, 2, 3	10.30 (262)	7.11 (181)	11.07 (281)	62 (28)	N/A
GC2	T-12S	488	—	132	195	221	240	266	1.60	6 VOLT	1, 2, 3, 4	10.30 (262)	7.13 (181)	11.15 (283)	66 (30)	HydroLink
GC2	T-12S Plus	488	—	132	195	221	240	266	1.60	6 VOLT	1, 2, 3	10.30 (262)	7.11 (181)	11.07 (281)	66 (30)	N/A
GC2H	T-14S	530	—	145	215	239	260	287	1.72	6 VOLT	1, 2, 3, 4	10.30 (262)	7.11 (181)	11.90 (302)	72 (33)	HydroLink
GC2H	T-14S Plus	530	—	145	215	239	260	287	1.72	6 VOLT	1, 2, 3	10.30 (262)	7.11 (181)	11.90 (302)	72 (33)	N/A
DIN	TE35	500	—	135	201	225	245	270	1.63	6 VOLT	8	9.60 (244)	7.50 (191)	10.60 (269)	68 (31)	N/A
901	J250G	475	—	130	195	216	235	261	1.57	6 VOLT	7	12.17 (309)	6.85 (174)	11.43 (290)	67 (30)	HydroLink
901	J250P*	540	—	135	215	230	250	278	1.67	6 VOLT	6	11.66 (296)	6.94 (176)	11.54 (293)	72 (33)	Single-Point
902	J305E-AC	645	—	160	250	280	305	339	2.03	6 VOLT	7	12.17 (309)	6.85 (174)	14.41 (366)	83 (38)	HydroLink
902	J305G-AC	678	—	175	258	290	315	350	2.10	6 VOLT	7	12.17 (309)	6.85 (174)	14.41 (366)	88 (40)	HydroLink
902	J305P-AC*	711	—	195	271	304	330	367	2.20	6 VOLT	6	11.66 (296)	6.94 (176)	14.42 (366)	96 (44)	Single-Point
902	J305PG-AC	711	—	195	271	304	330	367	2.20	6 VOLT	7	12.27 (312)	6.85 (174)	14.41 (366)	96 (44)	HydroLink
902	J305H-AC*	781	—	215	295	331	360	400	2.40	6 VOLT	6	11.66 (296)	6.94 (176)	14.42 (366)	98 (45)	Single-Point
902	J305HG-AC	781	—	215	295	331	360	400	2.40	6 VOLT	7	12.27 (312)	6.85 (174)	14.41 (366)	98 (45)	HydroLink
903	L16E-AC	766	—	185	303	340	370	411	2.47	6 VOLT	7	12.14 (308)	6.85 (174)	16.41 (417)	99 (45)	HydroLink
903	L16G-AC	789	—	200	320	359	390	433	2.60	6 VOLT	7	12.14 (308)	6.85 (174)	16.41 (417)	101 (46)	HydroLink
903	L16P-AC*	850	—	220	344	386	420	467	2.80	6 VOLT	6	11.66 (296)	6.94 (176)	16.74 (425)	114 (52)	Single-Point
903	L16P*	850	—	220	344	386	420	467	2.80	6 VOLT	5	11.66 (296)	6.94 (176)	17.55 (446)	114 (52)	Single-Point
903	L16PG-AC	850	—	220	344	386	420	467	2.80	6 VOLT	7	12.14 (308)	6.85 (174)	16.41 (417)	114 (52)	HydroLink
903	L16H-AC*	935	—	245	357	400	435	483	2.89	6 VOLT	6	11.66 (296)	6.94 (176)	16.74 (425)	125 (57)	Single-Point
903	L16HG-AC	935	—	245	357	400	435	483	2.89	6 VOLT	7	12.25 (311)	6.85 (174)	16.41 (417)	125 (57)	HydroLink
903	L16H*	935	—	245	357	400	435	483	2.89	6 VOLT	5	11.66 (296)	6.94 (176)	17.55 (446)	125 (57)	Single-Point
BCI GROUP SIZE	TYPE	CAPACITY ^A Minutes			CAPACITY ^B Amp-Hours (AH)				ENERGY (kWh)	VOLTAGE	TERMINAL Type ^G	DIMENSIONS ^E Inches (mm)			WEIGHT lbs. (kg)	HydroLink™ or Single-Point Watering Kit ^H
		@25 Amps	@56 Amps	@75 Amps	5-Hr Rate	10-Hr Rate	20-Hr Rate	100-Hr Rate				100-Hr Rate	Length	Width		
8 VOLT DEEP-CYCLE FLOODED BATTERIES WITH T2 TECHNOLOGY™																
GC8	DC-8V	277	110	—	135	147	160	176	1.42	8 VOLT	2	10.21 (259)	7.06 (179)	11.14 (283)	61 (28)	HydroLink
GC8	T-87S	295	117	—	145	155	170	189	1.51	8 VOLT	1, 2	10.21 (259)	7.10 (180)	11.14 (283)	63 (29)	HydroLink
GC8	T-890	340	132	—	155	175	190	211	1.69	8 VOLT	1, 2	10.21 (259)	7.10 (180)	11.14 (283)	69 (31)	HydroLink
GC8H	Ranger 160	430	160	—	169	186	204	225	1.80	8 VOLT	2	10.21 (259)	7.10 (180)	11.90 (302)	76 (34)	HydroLink

Terminal Configurations

							
1 ELPT	2 EHPT	3 EAPT	4 EUT	5 LT	6 DT	7 UT	8 AP
Embedded Low Profile	Embedded High Profile	Embedded Automotive Post	Embedded Universal	L-Terminal	Automotive Post & Stud	Universal	Automotive Post
							
9 WNT	10 DWNT	11 ST	12	14 IND	15 M6/M8	16 SLT	
Wingnut	Dual Wingnut	Stud	Cable & Plug	Industrial	6mm/8mm Insert	Small L-Terminal	

BCI GROUP SIZE	TYPE	CAPACITY ^A Minutes			CAPACITY ^B Amp-Hours (AH)				ENERGY (kWh)	VOLTAGE	TERMINAL Type ^G	DIMENSIONS ^C Inches (mm)			WEIGHT lbs. (kg)	HydroLink™ or Single-Point Watering Kit ^H
		@25 Amps	@56 Amps	@75 Amps	5-Hr Rate	10-Hr Rate	20-Hr Rate	100-Hr Rate				100-Hr Rate	Length	Width		
12 VOLT DEEP-CYCLE FLOODED BATTERIES WITH T2 TECHNOLOGY™																
24	24TMX	140	—	36	70	78	85	94	1.13	12 VOLT	7, 8, 9, 16	10.92 (277)	6.62 (168)	9.25 (235)	47 (21)	N/A
27	27TMX	175	—	45	85	97	105	117	1.40	12 VOLT	7, 8, 9, 16	12.72 (323)	6.60 (168)	9.24 (235)	55 (25)	N/A
27	27TMH	200	—	51	95	106	115	128	1.54	12 VOLT	5, 7, 8, 9	12.72 (323)	6.60 (168)	9.24 (235)	61 (28)	N/A
30H	30XHS	225	—	57	105	120	130	144	1.73	12 VOLT	7, 8, 9	13.94 (354)	6.75 (171)	10.09 (256)	66 (30)	N/A
30H	31XHS	225	—	57	105	120	130	144	1.73	12 VOLT	11	12.97 (329)	6.75 (171)	9.58 (243)	67 (30)	N/A
N/A	T-1260 Plus	260	90	60	113	126	140	155	1.86	12 VOLT	1	12.96 (329)	7.13 (181)	10.71 (272)	78 (35)	N/A
N/A	T-1275	280	102	70	120	134	150	166	1.99	12 VOLT	1, 2	12.96 (329)	7.13 (181)	11.13 (283)	82 (37)	HydroLink
N/A	T-1275 Plus	280	102	70	120	134	150	166	1.99	12 VOLT	1	12.96 (329)	7.13 (181)	10.71 (272)	82 (37)	N/A
N/A	J150	280	102	70	120	134	150	166	1.99	12 VOLT	1	13.70 (348)	7.13 (181)	11.13 (283)	84 (38)	HydroLink
N/A	J150 Plus	280	102	70	120	134	150	166	1.99	12 VOLT	1, 2, 3	13.70 (348)	7.13 (181)	11.13 (283)	84 (38)	N/A
921	J185E-AC	312	—	82	144	160	175	194	2.33	12 VOLT	7, 9	15.41 (391)	6.90 (175)	15.20 (386)	102 (46)	HydroLink
921	J185G-AC	324	—	93	152	170	185	205	2.46	12 VOLT	7, 9	15.41 (391)	6.90 (175)	15.20 (386)	106 (48)	HydroLink
921	J185P-AC*	380	—	104	168	189	205	226	2.71	12 VOLT	6	14.97 (380)	6.91 (176)	14.71 (374)	114 (52)	Single-Point
921	J185PG-AC	380	—	104	168	189	205	226	2.71	12 VOLT	7	15.41 (391)	6.90 (175)	15.20 (386)	114 (52)	HydroLink
921	J185H-AC*	440	—	121	185	207	225	249	2.99	12 VOLT	6	14.97 (380)	6.91 (176)	14.71 (374)	123 (56)	Single-Point
921	J185HG-AC	440	—	121	185	207	225	249	2.99	12 VOLT	7	15.52 (394)	6.90 (175)	14.65 (372)	123 (56)	HydroLink
N/A	DC-500ML**	1050	—	272	361	410	450	500	6.00	12 VOLT	5, 8	19.25 (489)	10.62 (270)	16.73 (425)	332 (151)	Single-Point
MARINE/RV 12 VOLT DEEP-CYCLE BATTERIES WITH T2 TECHNOLOGY™																
24	SCS150	150	—	36	80	92	100	111	1.33	12 VOLT	10	11.30 (286)	6.73 (171)	9.80 (248)	50 (23)	N/A
27	SCS200	200	—	52	95	105	115	128	1.54	12 VOLT	10	12.80 (324)	6.73 (171)	9.80 (248)	60 (27)	N/A
30H	SCS225	225	—	57	105	118	130	144	1.73	12 VOLT	10	13.94 (354)	6.75 (171)	9.96 (253)	66 (30)	N/A
36 VOLT DEEP-CYCLE FLOODED BATTERY																
N/A	18DC-500ML**	1050	—	272	361	410	450	500	18.00	36 VOLT	12	35.20*** (895)	19.10 (486)	16.73 (425)	986 (447)	Single-Point
PREMIUM LINE - DEEP-CYCLE FLOODED BATTERIES WITH SMART CARBON™																
GC2H	T-105 RE	447	—	115	185	207	225	250	1.50	6 VOLT	16	10.30 (262)	7.11 (181)	11.67 (296)	67 (30)	Single-Point
903	L16RE-A*	695	—	155	267	299	325	360	2.16	6 VOLT	5	11.67 (296)	6.95 (177)	17.56 (446)	115 (52)	Single-Point
903	L16RE-B*	766	—	180	303	340	370	410	2.46	6 VOLT	5	11.67 (296)	6.95 (177)	17.56 (446)	118 (54)	Single-Point
903	L16RE-2V*	—	—	—	909	1021	1110	1235	2.47	2 VOLT	5	11.67 (296)	6.95 (177)	17.56 (446)	119 (54)	Single-Point
921	J200-RE*	390	147	100	155	176	200	220	2.64	12 VOLT	6	14.97 (380)	6.91 (176)	14.71 (374)	132 (60)	Single-Point
INDUSTRIAL LINE - DEEP-CYCLE FLOODED BATTERIES WITH SMART CARBON™																
N/A	IND9-6V	—	—	—	365	414	464	601	3.61	6 VOLT	14	15.32 (389)	10.24 (260)	23.54 (598)	220 (100)	Single-Point
N/A	IND13-6V	—	—	—	545	616	695	902	5.41	6 VOLT	14	22.36 (568)	10.34 (263)	23.92 (608)	315 (143)	Single-Point
N/A	IND17-6V	—	—	—	727	820	925	1202	7.21	6 VOLT	14	27.21 (691)	10.38 (264)	23.73 (603)	415 (188)	Single-Point
N/A	IND23-4V	—	—	—	1000	1129	1270	1654	6.62	4 VOLT	14	22.38 (568)	10.34 (263)	23.56 (598)	370 (168)	Single-Point
N/A	IND27-2V	—	—	—	1215	1368	1520	1954	3.91	2 VOLT	14	15.28 (388)	10.38 (264)	24.00 (610)	228 (104)	Single-Point
N/A	IND29-4V	—	—	—	1274	1448	1618	2105	8.42	4 VOLT	14	27.10 (688)	10.35 (263)	23.81 (605)	465 (211)	Single-Point
N/A	IND33-2V	—	—	—	1455	1682	1849	2405	4.81	2 VOLT	14	17.33 (440)	10.22 (260)	24.01 (610)	278 (125)	Single-Point
BCI GROUP SIZE	TYPE	CAPACITY ^A Minutes		CAPACITY ^B Amp-Hours (AH)				ENERGY (kWh)	VOLTAGE	TERMINAL Type ^G	DIMENSIONS ^C Inches (mm)			WEIGHT lbs. (kg)	HydroLink™ or Single-Point Watering Kit ^H	
		@25 Amps	@75 Amps	5-Hr Rate	10-Hr Rate	20-Hr Rate	100-Hr Rate				100-Hr Rate	Length	Width			Height ^F
DEEP-CYCLE GEL BATTERIES																
GC2	6V-GEL	394	—	154	167	189	198	1.19	6 VOLT	6	10.25 (260)	7.08 (180)	10.82 (275)	68 (31)	N/A	
8D	8D-GEL	500	—	188	207	225	265	3.18	12 VOLT	5	20.69 (526)	10.95 (278)	10.82 (275)	168 (76)	N/A	
24	24-GEL	147	—	66	72	77	85	1.02	12 VOLT	6	10.92 (277)	6.61 (168)	9.26 (235)	52 (24)	N/A	
27	27-GEL	179	—	76	84	91	100	1.20	12 VOLT	7	12.73 (323)	6.38 (162)	9.26 (235)	62 (28)	N/A	
31	31-GEL	200	—	85	94	102	108	1.30	12 VOLT	7	12.94 (329)	6.82 (173)	9.64 (245)	70 (32)	N/A	
DIN	5SHP-GEL	250	—	110	115	125	137	1.64	12 VOLT	8	13.58 (345)	6.75 (172)	11.01 (280)	85 (39)	N/A	
DIN	TE35-GEL	479	—	180	193	210	220	1.32	6 VOLT	8	9.64 (245)	7.51 (191)	10.65 (271)	69 (31)	N/A	

* Polyon™ Case (see back page) ** Unavailable with T2 Technology *** Also available in 30.25

BCI GROUP SIZE	TYPE	CAPACITY ^A Minutes			CRANKING Performance		CAPACITY ^B Amp-Hours (AH)				ENERGY (kWh)	TERMINAL Type ^G	DIMENSIONS ^C Inches (mm)			WEIGHT lbs. (kg)	HydroLink™ or Single-Point Watering Kit ^H
		@25 Amps	@56 Amps	@75 Amps	C.C.A. ^D @0°F	C.A. ^E @32°F	5-Hr Rate	10-Hr Rate	20-Hr Rate	100-Hr Rate	100-Hr Rate		Length	Width	Height ^F		
6 VOLT RELIANT™ DEEP-CYCLE AGM BATTERIES WITH C-MAX TECHNOLOGY™																	
GC2	T105-AGM	440	—	115	—	—	171	187	217	230	1.38	5, 8, 15	10.30 (262)	7.06 (179)	10.73 (273)	68 (31)	N/A
902	J305-AGM	670	—	185	—	—	250	273	310	329	1.97	5, 6, 15	11.66 (296)	6.94 (176)	14.09 (358)	97 (44)	N/A
903	L16-AGM	817	—	215	—	—	290	323	370	392	2.35	5, 6, 15	11.66 (296)	6.94 (176)	16.41 (417)	115 (52)	N/A
8 VOLT RELIANT™ DEEP-CYCLE AGM BATTERY WITH C-MAX TECHNOLOGY™																	
GC8	T875-AGM	320	118	—	—	—	130	142	160	170	1.36	8, 15	10.30 (262)	7.06 (179)	10.73 (273)	70 (32)	N/A
12 VOLT RELIANT™ DEEP-CYCLE AGM BATTERIES WITH C-MAX TECHNOLOGY™																	
GC12	T1275-AGM	270	102	—	—	—	112	127	140	148	1.78	8, 15	12.96 (329)	7.06 (179)	10.96 (278)	81 (37)	N/A
921	J185-AGM	389	—	110	—	—	157	171	200	212	2.54	5, 6, 15	14.97 (380)	6.94 (176)	14.45 (367)	125 (57)	N/A
6 VOLT DUAL-PURPOSE AGM BATTERIES																	
GC2	6V-AGM	385	—	—	1100	1400	154	184	200	221	1.33	6	10.28 (261)	7.08 (180)	10.74 (273)	65 (29)	N/A
DIN	TE35-AGM	474	—	—	973	—	198	222	243	270	—	8	9.61 (244)	7.40 (188)	10.83 (275)	72 (33)	N/A
12 VOLT DUAL-PURPOSE AGM BATTERIES																	
DIN	60AH-12V	128	—	—	420	—	61	68	74	83	—	8	10.98 (279)	6.89 (175)	7.48 (190)	46 (21)	N/A
DIN	55HP-AGM	283	—	—	800	—	136	143	166	184	—	8	13.39 (340)	6.81 (173)	11.26 (286)	95 (43)	N/A
8D	8D-AGM	460	—	—	1450	1850	179	210	230	254	3.05	6	20.47 (520)	10.64 (270)	9.08 (231)	161 (73)	N/A
12 VOLT DEEP-CYCLE AGM BATTERIES																	
U1	U1-AGM	42	—	—	240	306	29	31	33	34	0.41	15	7.78 (198)	5.20 (132)	6.75 (171)	27 (12)	N/A
GC12	12-AGM	280	—	—	825	900	112	127	140	144	1.72	15	13.54 (344)	6.76 (172)	10.88 (276)	100 (45)	N/A
22	22-AGM	79	—	—	280	336	43	47	50	52	0.62	15	8.96 (228)	5.49 (139)	8.04 (204)	40 (18)	N/A
24	24-AGM	137	—	—	500	600	67	70	76	84	1.01	6	10.77 (274)	6.84 (174)	8.62 (219)	54 (24)	N/A
27	27-AGM	158	—	—	550	660	77	82	89	99	1.19	6	12.05 (306)	6.84 (174)	9.32 (237)	64 (29)	N/A
31	31-AGM	177	—	—	600	720	82	92	100	111	1.33	6	13.42 (341)	6.81 (173)	9.18 (233)	69 (31)	N/A
31	OverDrive AGM 31™	180	—	—	730	875	84	93	102	112	1.34	11	13.42 (341)	6.81 (173)	9.21 (234)	69 (31)	N/A



* Polyon™ Case

- A. The number of minutes a battery can deliver when discharged at a constant rate at 80°F (27°C) and maintain a voltage above 1.75 V/cell. Capacities are based on peak performance.
- B. The amount of amp-hours (AH) a battery can deliver when discharged at a constant rate at 80°F (27°C) and maintain a voltage above 1.75 V/cell. Capacities are based on peak performance.
- C. Dimensions may vary depending on type of handle or terminal. Batteries to be mounted with .5 inches (12.7mm) spacing minimum.
- D. C.C.A. (Cold Cranking Amps) - the discharge load in amperes which a new, fully charged battery can maintain for 30 seconds at 0°F at a voltage above 1.2 V/cell.
- E. C.A. (Cranking Amps) - the discharge load in amperes which a new, fully charged battery can maintain for 30 seconds at 32°F at a voltage above 1.2 V/cell. This is sometimes referred to as marine cranking amps @ 32°F or M.C.A. @ 32°F.
- F. Dimensions taken from bottom of the battery to the highest point on the battery. Heights may vary depending on type of terminal.
- G. Terminal images are representative only.
- H. N/A = Not Available. For more information on HydroLink™ or the Single-Point Watering Kit (SPWK), please contact your Trojan Battery representative. Gel and AGM batteries do not require watering.

Trojan's battery testing procedures adhere to both BCI and IEC test standards.



Your Local Trojan Battery Representative:

**For more information,
call 800.423.6569
or + 1.562.236.3000
or visit www.trojanbattery.com**

