

Type 2 AC Surge Protector DS70R series

**Imax
70 kA**

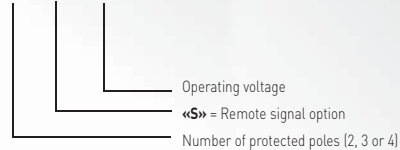


DS71R-400

DS74R-230

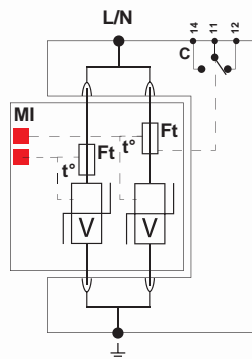
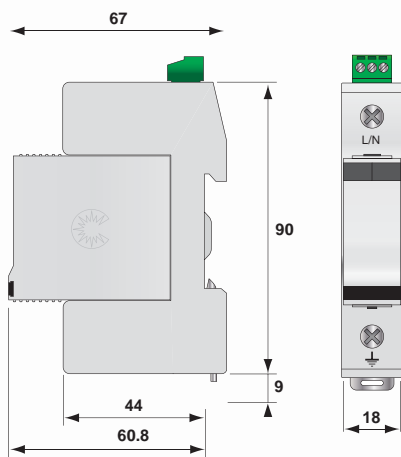
- Re-inforced Type 2 Surge Protector
- In : 30 kA
- I_{max} : 70 kA
- Pluggable module by phase
- Remote Signaling option
- IEC 61643-11 and EN 61643-11 compliance
- UL1449 ed.3

DS7x RS-xxx



Dimensions and Diagram

(en mm)



V : High energy varistor
Ft : Thermal Fuse
C : Remote signaling contact
t : Thermal disconnection system

Characteristics

CITEC part number		DS71R-400	DS71R-230	DS71R-120
Network		230/400V	230/400V	120/208V
Max. operating voltage	U _c	440 Vac	255 Vac	150 Vac
Temporary overvoltage withstand	U _r	770 Vac	440 Vac	230 Vac
Operating current	I _c	< 1 mA	< 1 mA	< 1 mA
Leakage current at U _c				
Follow current	I _f	none	none	none
Nominal discharge current	I _n	30 kA	30 kA	30 kA
15 x 8/20 μs impulses				
Maximum discharge current	I _{max}	70 kA	70 kA	70 kA
max. withstand 8/20 μs				
Protection level (at I _n)	U _p	1.8 kV	1.4 kV	1 kV
Residual voltage at 10 kA		1.4 kV	1 kV	0.7 kV
Residual voltage at 5 kA		1.2 kV	0.9 kV	0.6 kV
Admissible short-circuit current		25000 A	25000 A	25000 A
Associated disconnection devices				
Thermal disconnector		internal		
Fuses		Fuses type gG - 100 A max. (see Note 1)		
Installation ground fault breaker		Type «S» or delayed		
Mechanical characteristics				
Dimensions		see diagram		
Connection		by screw terminals : 2.5-25 mm ² / by bus		
Disconnection indicator		2 mechanical indicators by pole		
Remote signaling of disconnection		Option DS70RS - output on changeover contact		
Mounting		symmetrical rail 35 mm		
Operating temperature		-40/+85 °C		
Protection class		IP20		
Housing material		Thermoplastic UL94-V0		
Standards compliance				
EN 61643-11	Europe	Low Voltage SPD - Class II Test		
IEC 61643-11	International	Low Voltage SPD - Class II Test		
NF EN 61643-11	France	Parafoudre Basse Tension - Essais Classe II		
UL1449 ed.3	USA	Low Voltage TVSS		
Part number				
DS71R-400		321401		
DS71R-230		3214011		
DS71R-120		321601		

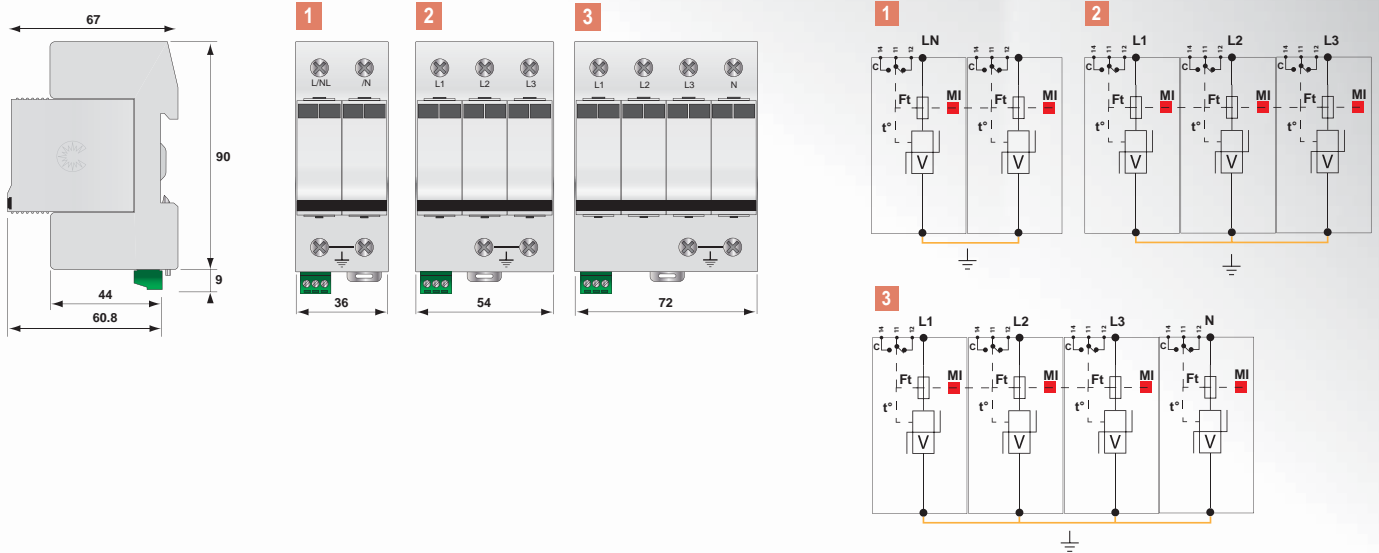
Note 1: Rating in compliance with NF C15-100 art.534.1.3.5. In order to increase service continuity, higher rating can be used (up to 160 A). For further information, please consult product instructions.



Data Sheet

Type 2 AC Multipolar Surge Protector DS72R, DS73R, DS74R

Dimensions and Diagram



Characteristics

References	Part number	Network	AC System	Protection mode		Imax total	Up L/PE	Diagram
				common	differential			
DS74R-400	491402	230/400 V 3-phase+N	IT-TT-TNS	●		280 kA	1.8 kV	3
DS74R-230	491502	230/400 V 3-phase+N	TNS	●		280 kA	1.4 kV	
DS74R-120	491602	120/208 V 3-phase+N	TNS	●		280 kA	1 kV	
DS73R-400	491403	400 V 3-phase	IT-TNC	●		210 kA	1.8 kV	2
DS73R-230	491503	400 V 3-phase	TNC	●		210 kA	1.4 kV	
DS73R-120	491603	208 V 3-phase	TNC	●		210 kA	1 kV	
DS72R-400	491401	230 V Single phase	IT-TT-TNS	●		140 kA	1.8 kV	1
DS72R-230	491501	230 V Single phase	TN	●		140 kA	1.4 kV	
DS72R-120	491601	120 V Single phase	TN	●		140 kA	1 kV	

